

Dig Deeper.



Discover Diamonds.

Reveal insights to drive business
decisions with Pronto iQ

Introducing Pronto iQ

Pronto iQ brings 'Next Level Analytics' to your business – a deeper level of business intelligence (BI) with reporting, insights and outcomes all tailored to your specific needs.

We make it easy for you to turn your data into insights that bring clarity and certainty to your decision-making.

Get a picture of your sales, inventory, forecasts, price points, profit margin, people, budgets, transactions and much more – all in a matter of seconds.

See how a wide range of variables can affect business outcomes. Compare rostering against sales and forecasts, or stock levels against budgeted and actual sales.

Identify trends, explore influences, dig deeper and reveal problems or discover new opportunities.

What will you uncover

- Accurate, timely snapshots of the market
- Emerging trends and needs
- Insights into your organisation's performance
- New opportunities for growth
- Answers to 'What if?' scenarios
- Where you can get a competitive edge

Four key practices set Pronto iQ apart from other BI solutions:



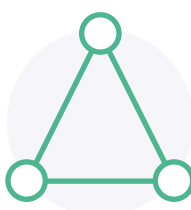
Technologically smart processes

With our unparalleled understanding of analytics technology, we create integrated systems that make it easy for you to do more with the data you have.



Customer-led approach

We know that every organisation is unique, so before we do anything, we work with you to understand your business and the challenges you face.



Infrastructure aware design

Infrastructure tends to get overlooked in BI solutions, but we always take the scope of your system into account in the design of your platform.



Results-driven focus

Our goal is to help you unlock the intelligence and insights your company needs to thrive by providing the 'right' data in the 'right' formats.

FLM DASHBOARD FOR: Alex Rodriguez

REVENUE COVERAGE
94%

GROSS PROFIT
41%

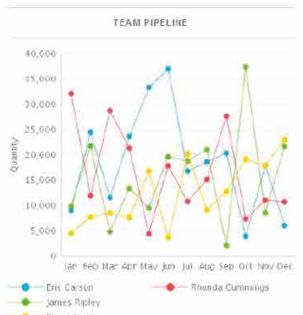
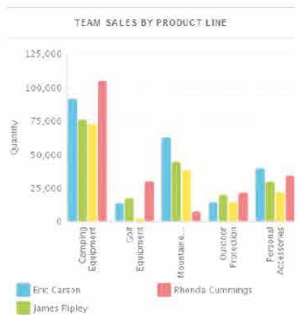
Contact: Alex Rodriguez
Position: Branch sales manager
Work phone: 1 (617) 268-6751
E-mail: ARodriguez@cr10125.com

Address: 1238 Corechester Avenue
City, Province or State: Boston, Massachusetts
Postal code: 02135
Country: United States

TEAM DETAILS

MONTH: (All)

SALES REP	ORDERS		DISCOUNT (Average)			COST		REVENUE				
	Name	Order count	Order quantity	Unit price	Unit sale price	Discount %	Unit cost	Total cost	Revenue	Planned revenue	Revenue %	Gross margin
Eric Carson	52	223,462	\$137	\$151	4.7%	\$75	\$7,319,432	\$12,196,161	\$12,919,865	94.4%	\$4,876,729	40.0%
James Ripley	52	169,159	\$136	\$128	4.9%	\$71	\$6,533,004	\$6,065,169	\$10,172,479	94.4%	\$4,073,105	42.4%
Pierre Lavoie	42	151,672	\$162	\$164	5.0%	\$88	\$6,031,554	\$6,792,414	\$10,341,274	94.7%	\$3,883,860	38.4%
Rhonda Cummings	60	166,707	\$169	\$159	5.9%	\$85	\$7,812,489	\$13,362,509	\$14,287,735	93.7%	\$5,783,423	43.2%
Rep count: 4	216	764,000			5.1%			\$44,984,653	\$47,729,262	94.3%	\$18,588,113	41.3%



The intelligence behind Pronto iQ

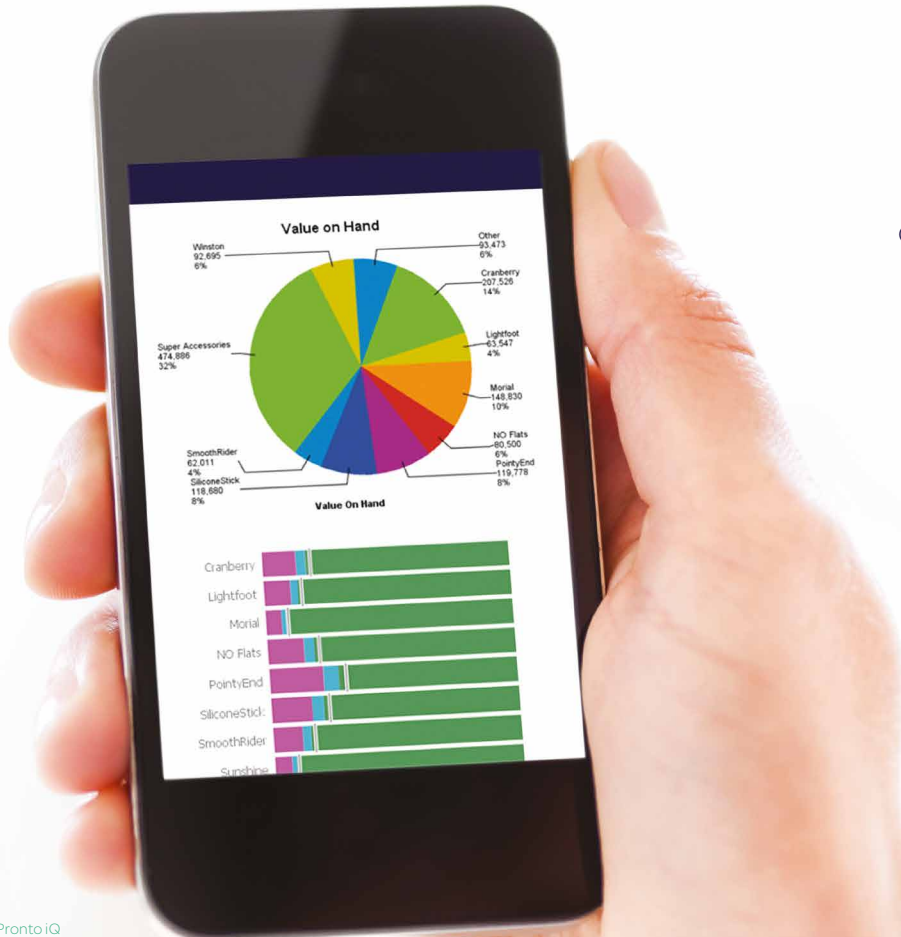
At Pronto, we know how important Business Intelligence is. That's why there's built-in BI functionality in our cutting edge Pronto Xi Enterprise Resource Planning platform.

Many organisations, however, are looking for customised reports that relate specifically to their unique business environment. Or they know their data could be the key to gaining a competitive advantage, if only they knew how to harness it.


That's where Pronto iQ fits in.

With a dedicated team of BI specialists, Pronto iQ delivers customised BI solutions. We use a combination of real time and specialised ETL software toolsets that we've developed, which is optimised for Pronto Xi.

We can also adapt our solutions to other platforms or toolsets.

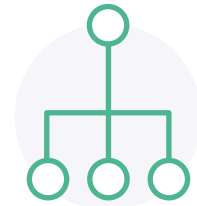


Four steps to next level analytics:



Discovery + Strategy

Consider currencies, drill paths, KPI metrics and reporting goals



Deployment + Testing

Data verification, usability assessment and user testing



Delivery + Management

Ongoing optimisation and additions, Go Live support, maintenance



Solution Development

Infrastructure augmentation, data harvesting, interactive build process

More Volume.

Less noise.

Most managers know that their company's data holds tremendous value. But realising that potential poses a number of challenges.

An ever-increasing volume of data – accelerated by mobile devices, social media, eCommerce and more sophisticated ERP processes – can be overwhelming. On a practical level, distilling and managing data can be difficult, especially when there are a number of different sources.

All this can make it extremely hard to find valuable information among all the noise.

Good decision-making relies heavily on having accurate, timely information available to the people making those decisions at all levels of your business.

Getting your data in tune

With so much more data being accrued, it's vital to implement data cleansing processes and improve data quality.

Errors, duplications and invalid data have the potential to significantly skew your reporting and, in turn, your decision making.

That's why it's so important to ensure systems are in place for good data 'housekeeping'.

Custom Report Development



Complex consolidations



Automated board packs



Multi-currency reporting



Customised forecasts



Real-time visualisations

Technologically intelligent solutions

Harness data to drive business decisions

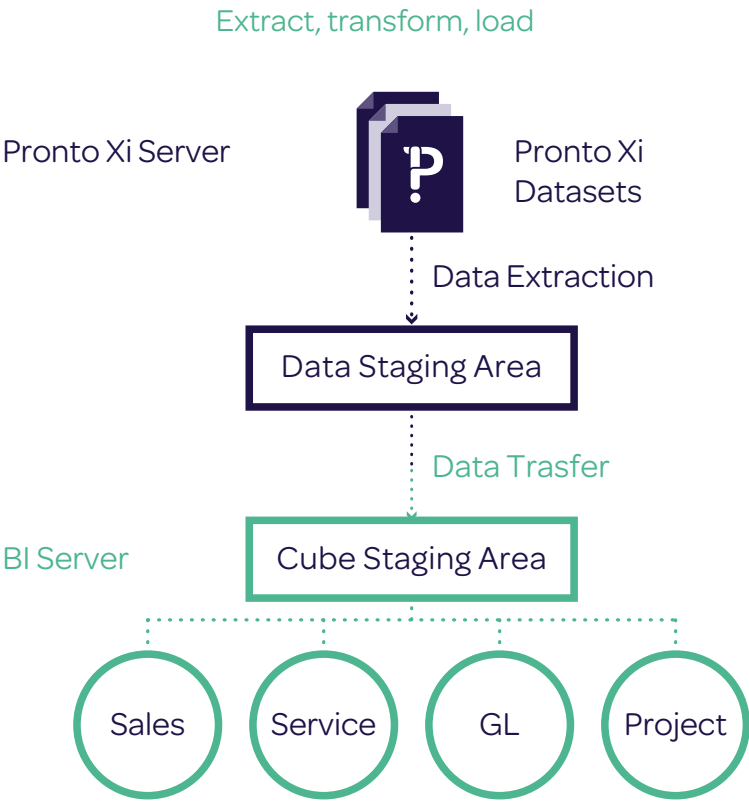
When designing your BI system, we begin by making sure your infrastructure can support the critical demands of your users.

We develop targeted data optimisation processes for the raw transactions from your Pronto Xi ERP system. These are then integrated with IBM Cognos packages (or whatever platform you're using).

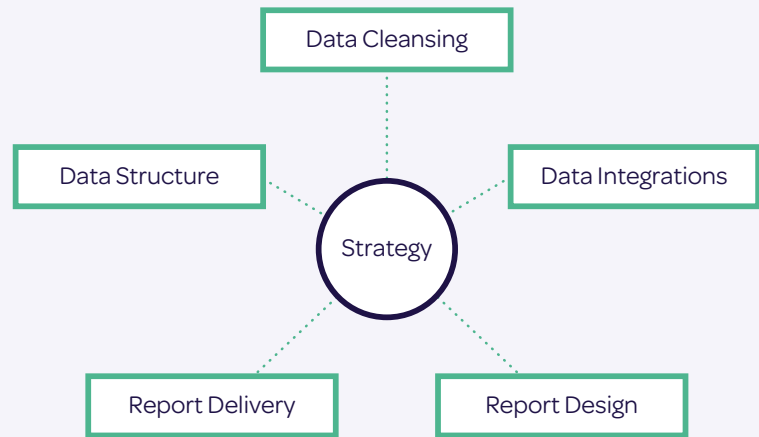
Along with a custom ETL Software Toolset that we have specifically designed to work seamlessly with Pronto Xi, we have a standard library of Microsoft Analysis Service Cubes.

Flexible reporting options

Once the Cubes are deployed, it's easy to integrate them with a wide range of data analysis tools. Among the most popular of these tools are IBM Cognos, XL Cubed, Panorama, ProClarity, IBM Watson, Crystal Reports, Power Pivot for Excel, and Power BI.



Boost your intelligence



Pronto iQ can work with you to produce easy to digest, good-looking data intelligence reports so you can make smart decisions for your business.

Strategy is at the centre of everything we do.

Often, data is accrued organically, with no 'big picture' plan in place for what to do with it. With more raw data than ever before, a solid BI strategy is critical to:

- Derive value and insight from the noise
- Save time and money automating information gathering tasks
- Prevent costly 'Excel Formula' errors
- Minimise risks


Once an effective BI strategy is in place we can deliver a range of critical services and create customised, easy-to-use dashboards.

Visualising a better business

There's no doubt that data visualisations can be a powerful tool. Columns of numbers tend to 'hide' the important information you need to drive business improvements, whereas a well thought-out chart or map can provide moments of sheer clarity.

The key, though, is visualising the data in the right way – and we can help.





Pronto iQ delivers a deeper level of business intelligence. Our unparalleled understanding of analytics technology combined with our customer-led approach ensure you get the right data in the right formats at the right times.

We make it easy for you to turn information into insights, providing clarity and certainty to your decision-making.

info@prontoiq.com.au
1300 PRONTO (1300 77 66 86)
prontoiq.com.au